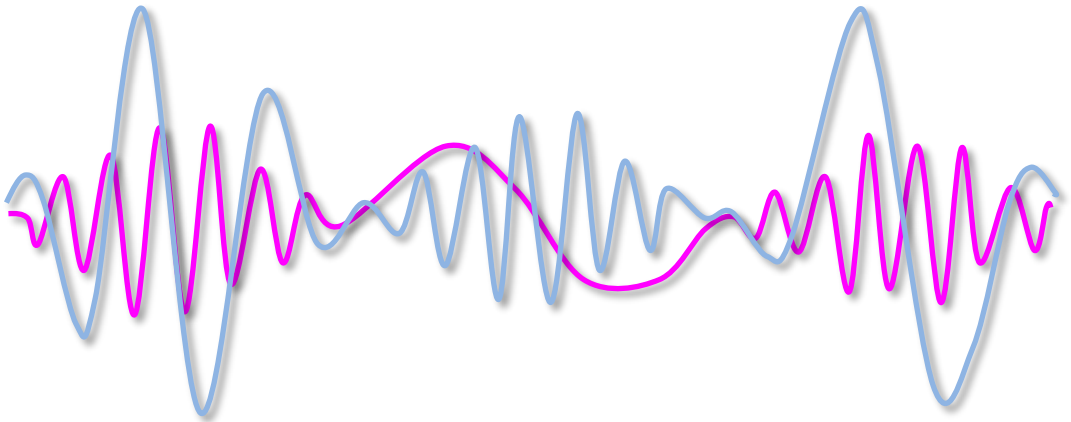


# Changing the tubing

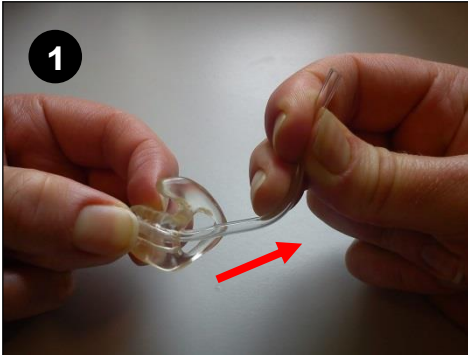


Changing the Tubing	Latest review date: Jan-2025	Version number: 1.5
Status: Approved	Next review: Oct-2025	Page 1 of 5

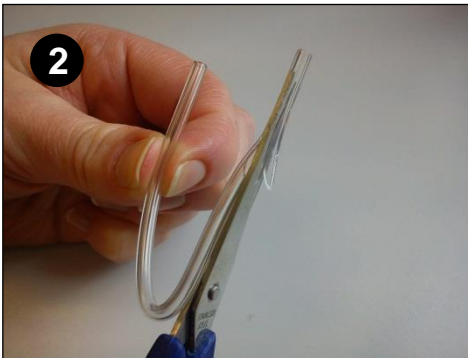
# Changing the tubing

It's possible to change the tubing of your ear mould yourself.


Ask your Audiologist for tubing if you wish to try. To change the tube you will need a sharp pair of scissors and a knife.



Remove the old tubing by pulling it out of the mould. It may be quite tight.




Cut a taper into one end of the new tube using scissors. Some tubes come pre-tapered.




The tapered tube should look like this.


Changing the Tubing	Latest review date: Jan-2025	Version number: 1.5
Status: Approved	Next review: Oct-2025	Page 2 of 5



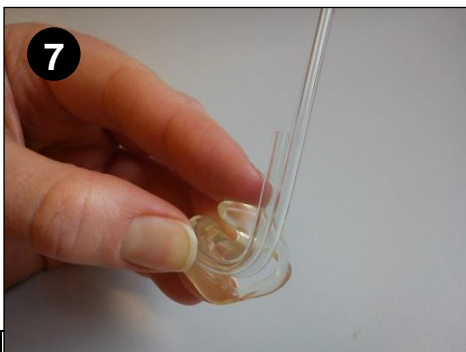
4 Feed the tapered end into the hole from which you removed the old tube. Sometimes there are two holes. The tubing goes into the top hole.




5 Pull the tube through until you reach the bend in the tube. Notice the top part of the tube is in line with the tip of the prong at the top of the mould (circled in red).



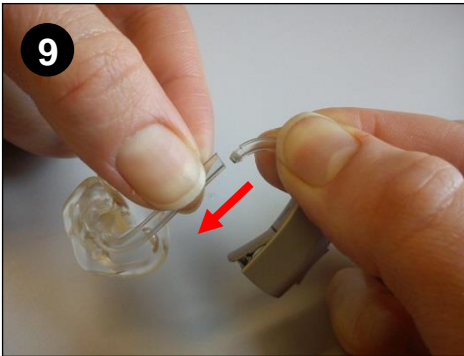
6 Now cut off the tapered end with a scalpel (or any very sharp knife. Scissors will work but it is difficult to cut close to the end of the mould).



7 Measure the old tube against the new one.



While still holding the old tube over the new, cut the new tube to the correct length. Make it very slightly longer as you can always trim a little more off.



Finally push the hearing aid back onto the tubing.



This is how your re-tubed ear mould should look.

The tubing should be changed about every six months, or if the tubing is discoloured or stiff. If you have any problems changing the tubing you can either attend the open access repair clinics at Wonford Hospital, or if you can't make it to Exeter, call 01392 402223 to book an appointment at your local hospital.

Changing the Tubing	Latest review date: Jan-2025	Version number: 1.5
Status: Approved	Next review: Oct-2025	Page 4 of 5

# Useful information

## Repair Clinics

We offer walk-in (open) repair clinics at two of our Exeter sites, and appointment only (bookable) repair clinics at several of our localities. This is for servicing of hearing aids and simple repairs (e.g., ear mould re-tubing, ear mould modifications and replacement aids).

**Open:** 09:15-16:00 hours (Wonford); 08:30-16:00 (CHC)

**Bookable:** contact Chime to arrange an appointment

	Monday	Tuesday	Wednesday	Thursday	Friday	Saturday
<b>Wonford (RD&amp;E)</b>	Open	Open	Open	Open	Open	Bookable
<b>CHC Queen St. Exeter</b>	Open	Open	Open	Open	Open	Open
<b>Budleigh</b>					Bookable	
<b>Crediton 2nd &amp; 4th Friday</b>					Bookable	
<b>Cullompton 2nd Friday</b>					Bookable	
<b>Exmouth</b>			Bookable			
<b>Honiton</b>					Bookable	
<b>Okehampton</b>				Bookable		
<b>Seaton</b>		Bookable				
<b>Sidmouth</b>				Bookable		
<b>Tiverton</b>	Bookable					

**If your personal details change, please inform us directly.**

**Address:** Chime Social Enterprise, Audiology Department,  
Royal Devon & Exeter Hospital (Wonford),  
Barrack Road, Exeter, Devon, EX2 5DW

**Tel:** 01392 402223

**E-Mail:** [cse.audiology@nhs.net](mailto:cse.audiology@nhs.net)

**Website:** [www.chimehealth.co.uk](http://www.chimehealth.co.uk)

Chime provides NHS Audiology Services for NHS Devon - Mid, East and Exeter areas. From 1st May 2011 the existing audiology department including staff and equipment transferred to Chime - the new Social Enterprise Company. Chime is located at the RD&E Foundation Trust (but is separately managed).

Changing the Tubing	Latest review date: Jan-2025	Version number: 1.5
Status: Approved	Next review: Oct-2025	Page 5 of 5