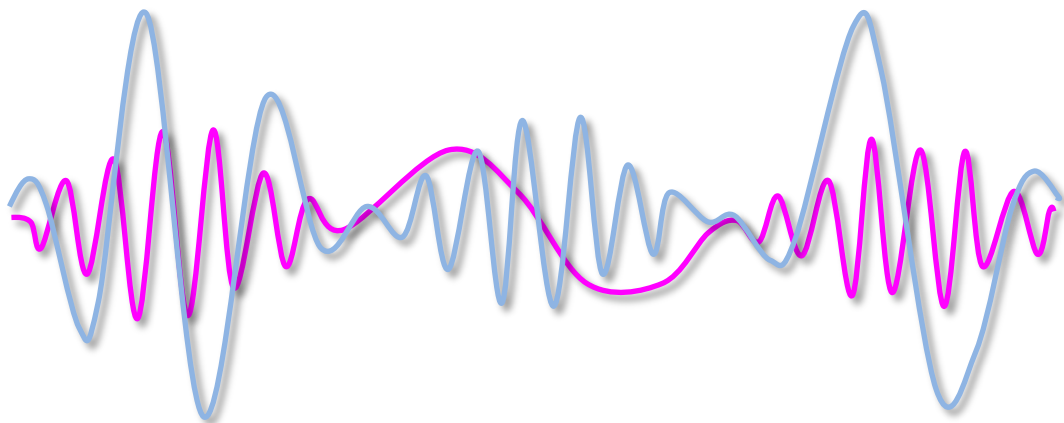
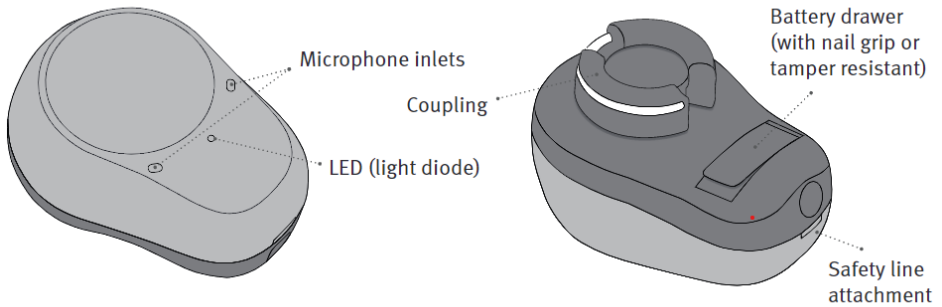


Ponto 5 Mini

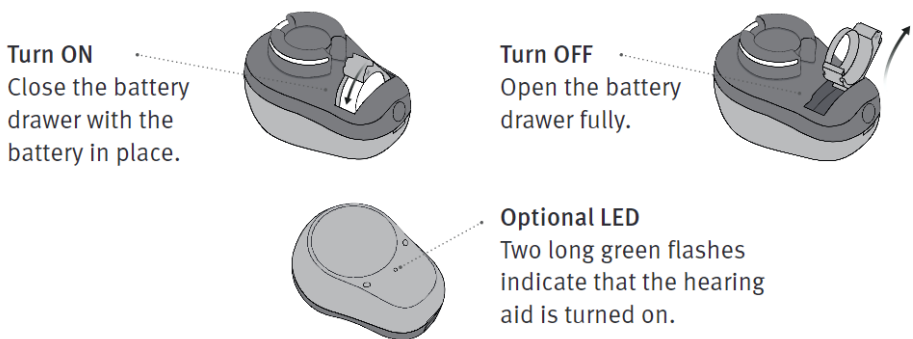


Ponto 5 Mini	Latest review date: Apr-2024	Version number: 1.2
Status: Approved	Next review: Nov-2025	Page 1 of 5



Turning the sound processor ON and OFF

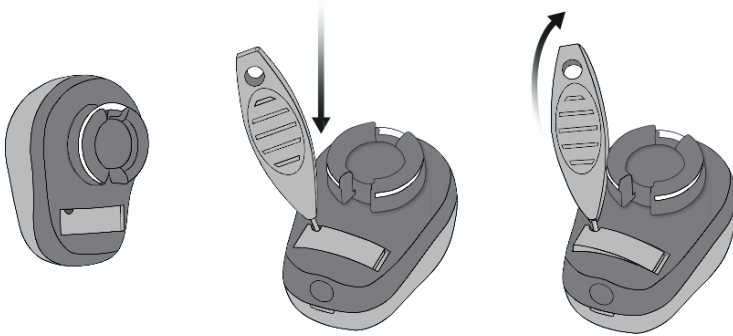
The battery drawer is also used to switch the sound processor on and off. To save battery life, make sure your sound processor is switched off when you are not wearing it. During longer storage, it is recommended that you remove the battery from the sound processor.



Ponto 5 Mini	Latest review date: Apr-2024	Version number: 1.2
Status: Approved	Next review: Nov-2025	Page 2 of 5

Tamper resistant battery drawer

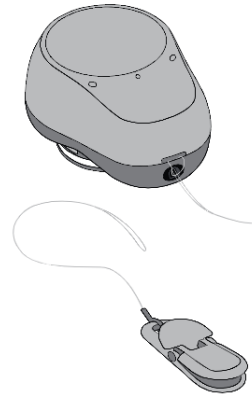
Your hearing care professional can attach a tamper resistant battery drawer. To unlock the tamper resistant drawer insert the tip of the tool into the hole on the left side of the battery drawer. Lever the tool against the sound processor and press downwards to open the battery drawer.



Safety line

The safety line is designed to help you avoid dropping your sound processor during physical activity or in other situations where the device could fall off. To avoid dropping your sound processor, attach the safety line to the sound processor and the clip to your clothing. We also recommend that you use the safety line at first when you are getting used to wearing the device.

Please make sure the safety line is not pulled, as the sound processor could be disconnected from the abutment.



Ponto 5 Mini	Latest review date: Apr-2024	Version number: 1.2
Status: Approved	Next review: Nov-2025	Page 3 of 5

The Softband 5 – Information can be found at:

<https://www.oticonmedical.com/uk/solutions/bone-conduction/softband>



Wireless accessories

Your sound processor offers wireless connection to a range of wireless accessories.

ConnectClip

When ConnectClip is paired with your mobile phone, you can use the sound processor as a handsfree headset.

Remote Control 3.0

Remote Control offers the ability to change programme, adjust volume or mute your sound processor.

EduMic

Wireless remote microphone system that supports users with a hearing loss

in a classroom setting.

TV Adapter 3.0

TV Adapter is a wireless transmitter of sound from TV and electronic audio devices. The TV Adapter streams sound directly to your sound processor.

For more information, please contact your hearing care professional or visit: www.oticonmedical.com/wireless-connectivity

Ponto 5 Mini	Latest review date: Apr-2024	Version number: 1.2
Status: Approved	Next review: Nov-2025	Page 4 of 5

There are 3 instructional videos on Oticon Medical's website which you may find useful. The link is: [Ponto 4 instructional videos](#). It shows a Ponto 4 but the same applies to your Ponto 5 Mini.

In the event the Ponto 5 Mini develops a fault, or you simply have any queries, please contact the bone conduction hearing aid team directly on cse.chimebaha@nhs.net.

If your personal details change, please inform us directly.

Address: Chime Social Enterprise, Audiology Department,
Royal Devon & Exeter Hospital (Wonford),
Barrack Road, Exeter, Devon, EX2 5DW
Tel: 01392 402223
E-Mail: cse.audiology@nhs.net

www.chimehealth.co.uk

Chime provides NHS Audiology Services for NHS Devon - Mid, East and Exeter areas. From 1st May 2011 the existing audiology department including staff and equipment transferred to Chime - the new Social Enterprise Company. Chime is located at the RD&E Foundation Trust (but is separately managed).

Ponto 5 Mini	Latest review date: Apr-2024	Version number: 1.2
Status: Approved	Next review: Nov-2025	Page 5 of 5